

Registering through MIDAS education

Step 1: Visit this website https://usbe.midaseducation.com/site.php?page_id=1210 and log into your MIDAS account. If you do not have a MIDAS account. Follow the steps provided on the MIDAS homepage. YOU WILL NEED TO CALL THEM TO GET IT SET UP.

Step 2: Select Course registration tab



Welcome to the MIDAS

Your username is usually the email address that is on record for you in CACTUS. If you do not know which email address is listed for you in CACTUS, visit: <https://utah.gov/teachers>

On this page, click the link "Update My Contact Information" – this will bring up your information to verify what email address is on record for you.

If you can no longer access the email account on record for you in CACTUS, please contact the MIDAS help desk, and they can assist you. (see contact info below)

Need A MIDAS Account Created

If you do not have a MIDAS account and need one created, please provide us with the following information below that is applicable to you. This information helps us to know how to set up your new MIDAS Account:

Step 3: Once on the course registration page you will type in the number 53331 into the "Search by MIDAS course no." box. To find our PD offerings, you do not need to use any of the other search boxes. There should only be 1 offering found.

The image shows a search results page on the MIDAS Education website. The search criteria are: Activity Type, Subject Area, Offering Organization, Credit Option, Search By Course Name / Description, and Instructor. The 'Search By MIDAS Course No.' field contains the number 53331 and is circled in red. The results show "Found 1 matching results." Below the search results, there is a "Records Per Page" dropdown menu set to 30 and a "Pages" indicator showing 1 page. At the bottom, a blue box displays the message: "Displaying 1 to 1 of 1 offerings that match your criteria."

Step 4: The 1 offering that shows up will look like the picture below. You will then want to click the green “Register” button.

No. 53331

Multi-day learning opportunity
PROVO 2019-2020 PD Day Courses

The PD day courses are four-session series and will include projects, readings, and classroom application assignments. Attendance at all four sessions is required. Each course session will go from 1:30-3:30. 1 Lane change credit will be awarded to those who attend all four sessions, and submit all completed class application projects.

1.00 Higher Education Credits

Fee: \$0.00
Max. 500 seats

Upcoming Sections:
Aug 9, 2019 - Feb 18, 2020, Aug 9, 2019 - Dec 22, 2020, Aug 9, 2019 - Jan 22, 2020

Register by Aug 7 at 08:00 AM
Registration restricted to: Provo District

[More Info](#) [Register](#)

Step 5: Selecting the green “Register” button will prompt a pop-up window like the one shown below. Here you will need to scroll to find the name of the course you would like to register for.

Register for Offering

Available sections of this course are listed below. Check the box next to the section in which you wish to enroll and add to cart. Remember to check out.

Section 29: Engagement by Design (Secondary)

| | | | |
|--------------------------|----------------------------|-------------------|-----------------|
| Instructor | Lindsay Baccus; Paula Heyn | | |
| Location | -- | | |
| Meeting Times | Date | Start Time | End Time |
| <input type="checkbox"/> | Fri, Aug 9, 2019 | 01:00 PM | 03:30 PM |
| | Tue, Oct 22, 2019 | 01:00 PM | 03:30 PM |
| | Wed, Jan 22, 2020 | 01:00 PM | 03:30 PM |
| | Tue, Feb 18, 2020 | 01:00 PM | 03:30 PM |

Register By: --

Section 30: Comprehension Instruction for the Intermediate Grades

Step 6: Once you find the name of the course you would like to register for you will need to check the small box on the left-hand side. For the purpose of these course, that does not indicate you a registering for a specific date, as you will have to attend all 4 sessions for our district.

Section 1: National Board/Workgroup

Instructor Stephen Van Orden; Christine Whatcott

Location --

Meeting Times

| Date ↕ | Start Time ↕ | End Time ↕ |
|-------------------|--------------|------------|
| Fri, Aug 9, 2019 | 01:30 PM | 03:30 PM |
| Tue, Oct 22, 2019 | 01:30 PM | 03:30 PM |
| Wed, Jan 22, 2020 | 01:30 PM | 03:30 PM |
| Tue, Feb 18, 2020 | 01:30 PM | 03:30 PM |

Register By **Fri Aug 9 - 08:00 AM**

Special Instructions Courses are four-session series that include projects, readings, and classroom application/implementation assignments. Attendance at all four sessions is required. One lane change credit will be offered if application projects and attendance at all 4 sessions are completed.

Section 3: Developing Assessment Capable Learners for the Secondary Classroom

Step 7: Once you have selected your course, scroll down to the bottom of the page and click the “Add to cart” button. You are now registered for the course.

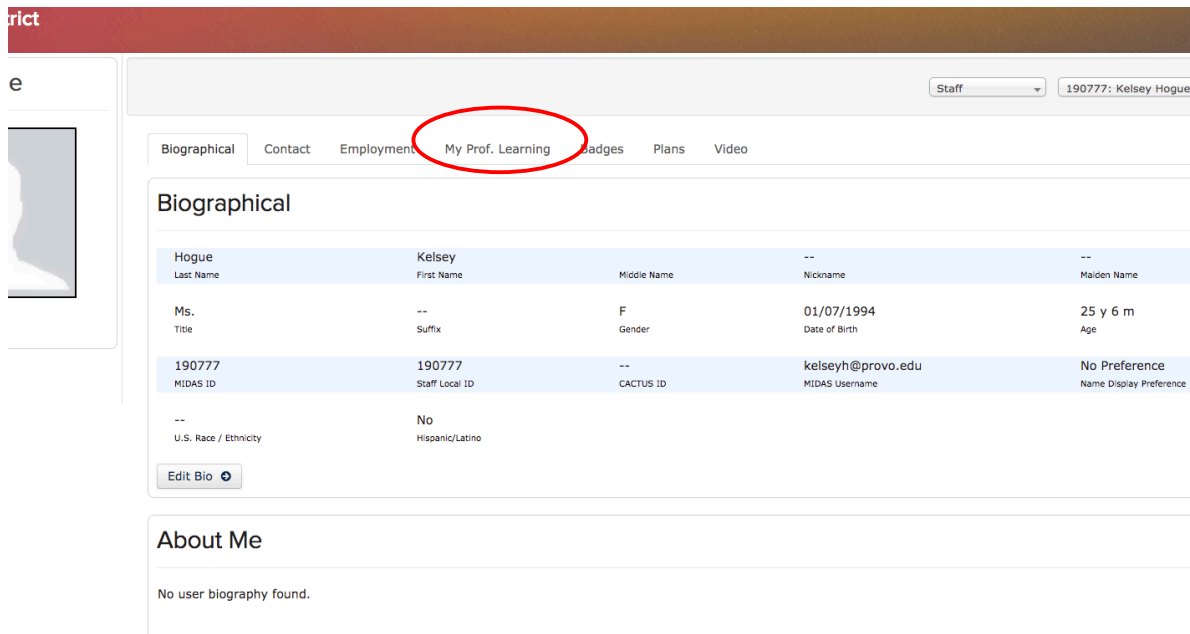


Un-Registering from a course through MIDAS education

Step 1: In the top left corner of your screen (after you have logged in) There is a person icon with a drop down that says “my portal”, click there.






Step 2: Once you are in your portal click on the heading that says, “My Prof. Learning”











Step 3: In the heading, “My Prof. Learning” there will be a list of courses that you have registered for. Find the correct course and click the red x button.

My Professional Learning

Print Transcript  Request Stipend  View Stipend Requests 

May take up to a minute.

| Course No.  | Course  | Section  | Entry Date  | Credit Area  | Earned  | Class Page  | Actions |
|--|--|---|---|---|--|--|---|
| > 53331 | PROVO 2019-2020 PD Day Courses | Engagement by Design (Secondary) | Aug 9, 2019 | -- | -- | 8 |  |